


DDI-R360 MODEL

GALVANNEAL SUPPLY PERFORATED CIRCULAR DISPLACEMENT UNIT 360° DISCHARGE PATTERN

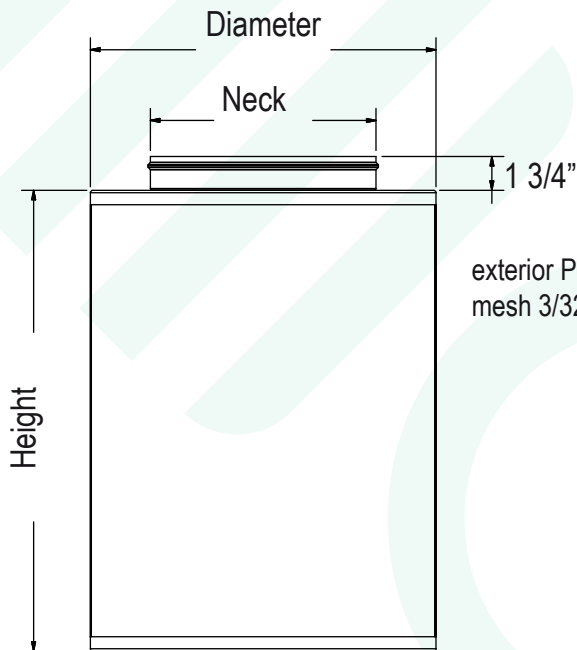
- Low speed air injection for horizontal ground level supply
- Excellent performance and unique aesthetics.
- Removable parts that achieve an easy access for unit cleaning.
- Perforated sheet faces, two styles available : staggered and in line.
- Easy installation



CONSTRUCTION: Steel sheet and structure.

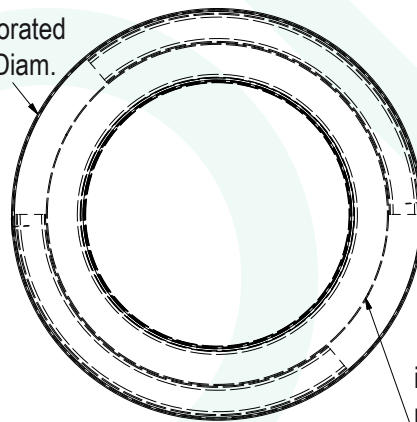
FINISH: Standard white Anodic acrylic paint. Other colors available.

Dimensional Data



Selection Table		
Neck	Diameter	Height
12"	18"	24"

exterior Perforated mesh 3/32" Diam.



Perforated mesh 3/32" Diam.

interior Perforated mesh 3/32" Diam.

PERFORMANCE TABLE

SIZE	NECK					
18"X36"	14"	CFM	270	405	540	675
		VELOCITY (FPM)	20	30	40	50
		TOTAL PRESSURE(IN WG)	---	0.02	0.04	0.06
		NOISE CRITERIAL (NC)	---	---	---	---
18"X48"	14"	CFM	363	545	726	908
		VELOCITY (FPM)	20	30	40	50
		TOTAL PRESSURE(IN WG)	0.01	0.03	0.05	0.08
		NOISE CRITERIAL (NC)	---	---	---	---
24"X36"	14"	CFM	361	541	722	902
		VELOCITY (FPM)	20	30	40	50
		TOTAL PRESSURE(IN WG)	0.01	0.03	0.05	0.08
		NOISE CRITERIAL (NC)	---	---	---	17
24"X48"	14"	CFM	486	728	971	1214
		VELOCITY (FPM)	20	30	40	50
		TOTAL PRESSURE(IN WG)	0.02	0.04	0.07	0.11
		NOISE CRITERIAL (NC)	---	---	16	24
24"X60"	16"	CFM	610	915	1220	1525
		VELOCITY (FPM)	20	30	40	50
		TOTAL PRESSURE(IN WG)	0.02	0.04	0.07	0.10
		NOISE CRITERIAL (NC)	---	---	---	22
30"X36"	14"	CFM	452	678	904	1130
		VELOCITY (FPM)	20	30	40	50
		TOTAL PRESSURE(IN WG)	0.02	0.04	0.07	0.11
		NOISE CRITERIAL (NC)	---	---	16	23
30"x48"	16"	CFM	608	912	1216	1520
		VELOCITY (FPM)	20	30	40	50
		TOTAL PRESSURE(IN WG)	0.02	0.04	0.07	0.10
		NOISE CRITERIAL (NC)	---	---	16	23
30"x60"	18"	CFM	764	1146	1528	1910
		VELOCITY (FPM)	20	30	40	50
		TOTAL PRESSURE(IN WG)	0.02	0.03	0.06	0.10
		NOISE CRITERIAL (NC)	---	---	---	23
36"x36"	18"	CFM	543	814	1086	1357
		VELOCITY (FPM)	20	30	40	50
		TOTAL PRESSURE(IN WG)	0.01	0.02	0.04	0.07
		NOISE CRITERIAL (NC)	---	---	---	---

PERFORMANCE TABLE

SIZE	NECK					
36"X48"	20"	CFM	730	1095	1461	1826
		VELOCITY (FPM)	20	30	40	50
		TOTAL PRESSURE(IN WG)	0.01	0.03	0.05	0.07
		NOISE CRITERIAL (NC)	---	---	---	16
48"X42"	20"	CFM	850	1275	1700	2125
		VELOCITY (FPM)	20	30	40	50
		TOTAL PRESSURE(IN WG)	0.01	0.03	0.05	0.08
		NOISE CRITERIAL (NC)	---	---	---	21
48"X48"	20"	CFM	975	1463	1950	---
		VELOCITY (FPM)	20	30	40	---
		TOTAL PRESSURE(IN WG)	0.01	0.03	0.06	---
		NOISE CRITERIAL (NC)	---	---	18	---
48"X48"	22"	CFM	---	1463	1950	2438
		VELOCITY (FPM)	---	30	40	50
		TOTAL PRESSURE(IN WG)	---	0.03	0.05	0.08
		NOISE CRITERIAL (NC)	---	---	---	20