

HL245DA MODEL

ALUMINUM LOUVER 2" ADJUSTABLE DRAINABLE BLADES FRAME, 45°

- For building areas where medium ventilatio is required
- 50% free area.
- Louver spacig 1.5"
- Pressure drop 0.35 " IN H2O
- Reduction in rainwater passage.
- Non inside visibility.
- Easy installation with hidden support and independent floor by floor



CONSTRUCTION: Extruded aluminum

FINISH: Anodized finish standard. Standard white Anodic acrylic paint. Other colors available.

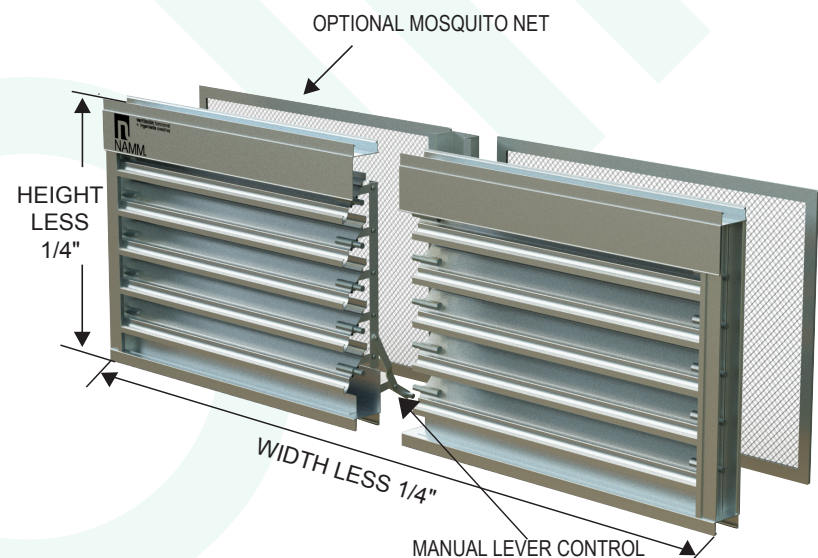
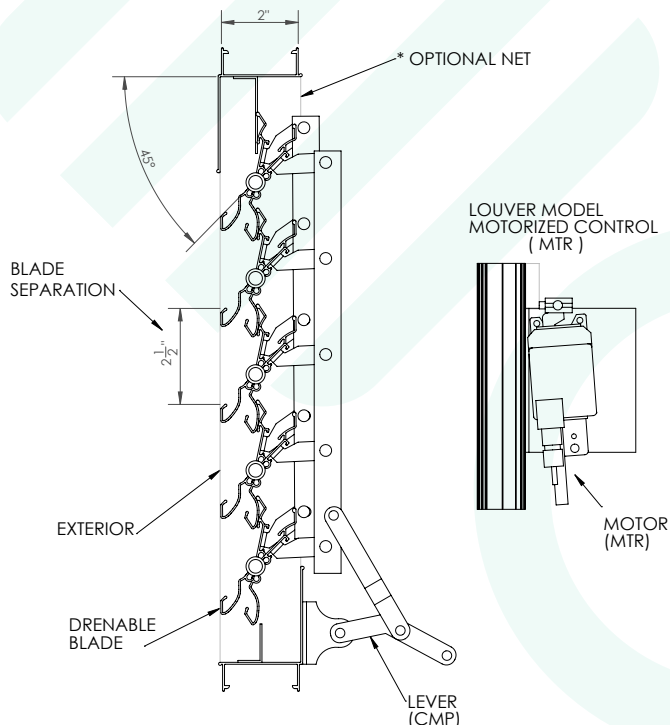
PERFORMANCE: The maximum free area velocity recommended is 523 feet/min. with a pressure drop of 0.14 in. of water column.

- [Data based on a louver drainable 48"]

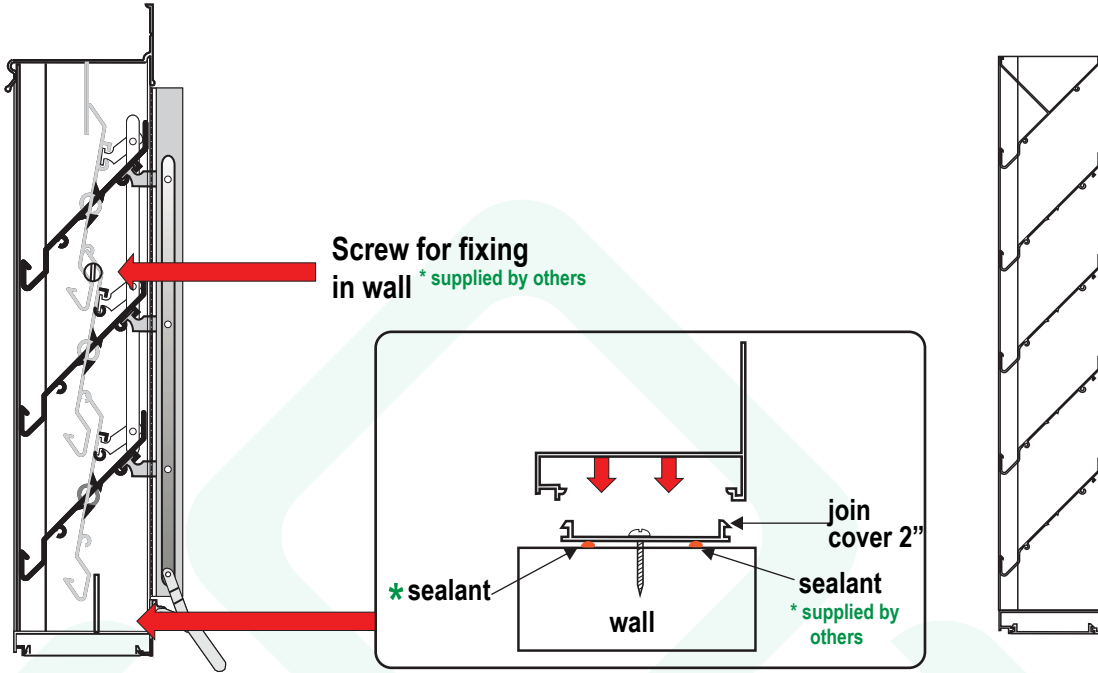
- Rainwater penetration is 0.01 ounce per square foot of free area in a 15-minute test.

ACCESORIES: Optionally they can be supplied with a mosquito net or bird mesh, as additional protection, which prevents the entry of insects and/or birds. Also, optional can be supplied with a filter holder frame.

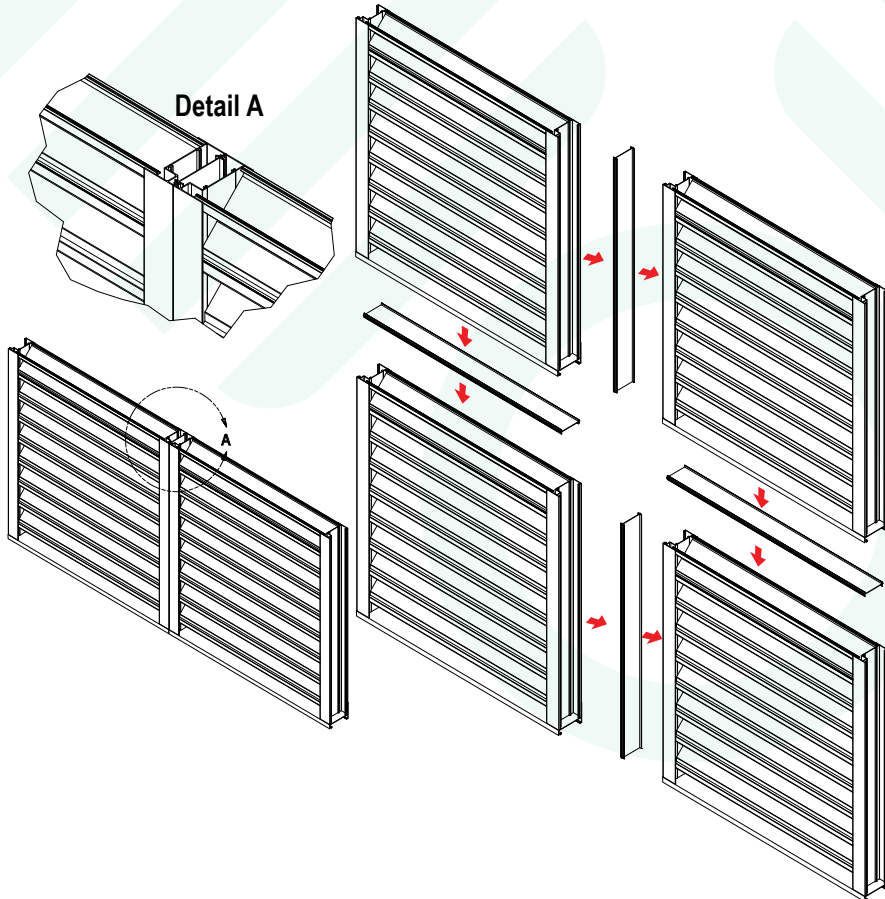
Dimensional Data



PROPER INSTALATION IN WALL



- * Supplied only when the measures exceed the maximum size of 1 piece
- * Must be armed while installing



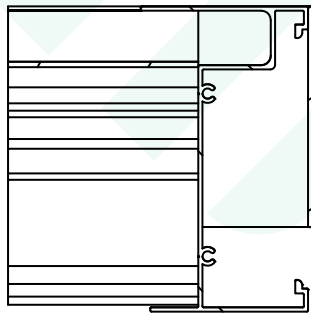
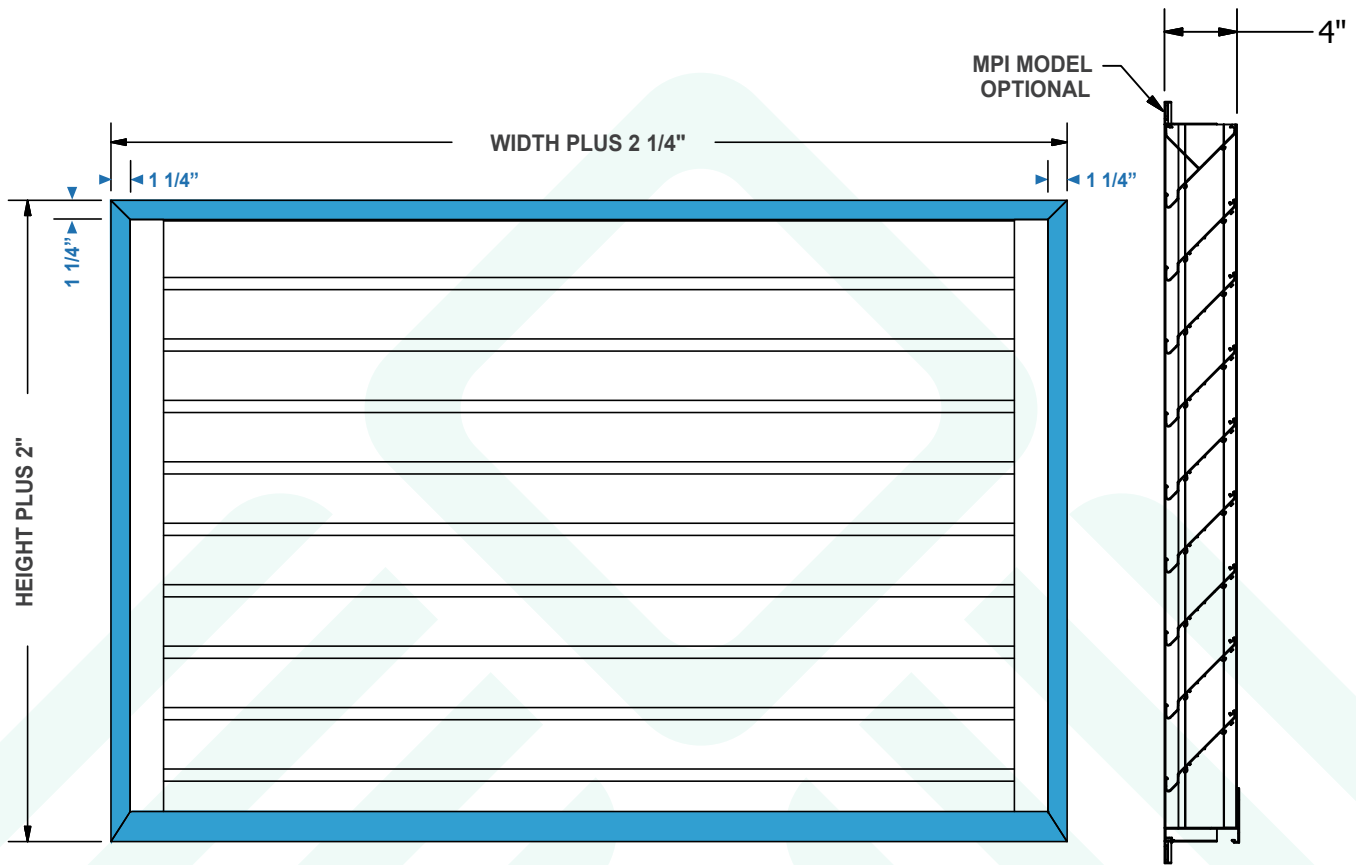
New

NAMM AUTHENTICITY SEAL

- NAMM brand symbol (N)
- * High relief engraving
- * Certify that the product you buy It is original
- * Guarantee the benefits proven by international laboratories
- * Located on the last flap following the base

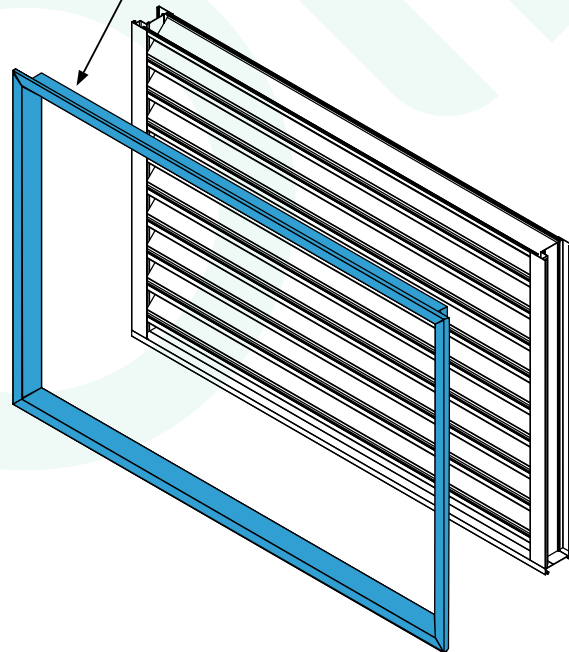


MPI MODEL (OPTIONAL)



MPI MODEL OPTIONAL

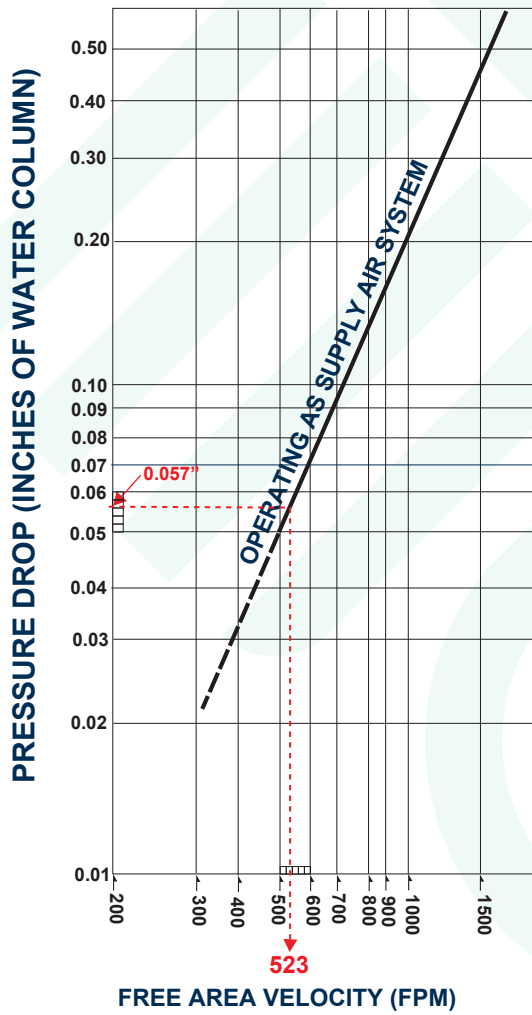
TO AVOID ENTRY
RAIN WATER
ADD **SELEANT** IN
PERIMETER BETWEEN FRAME
AND LOUVER
* SUPPLIED BY OTHERS



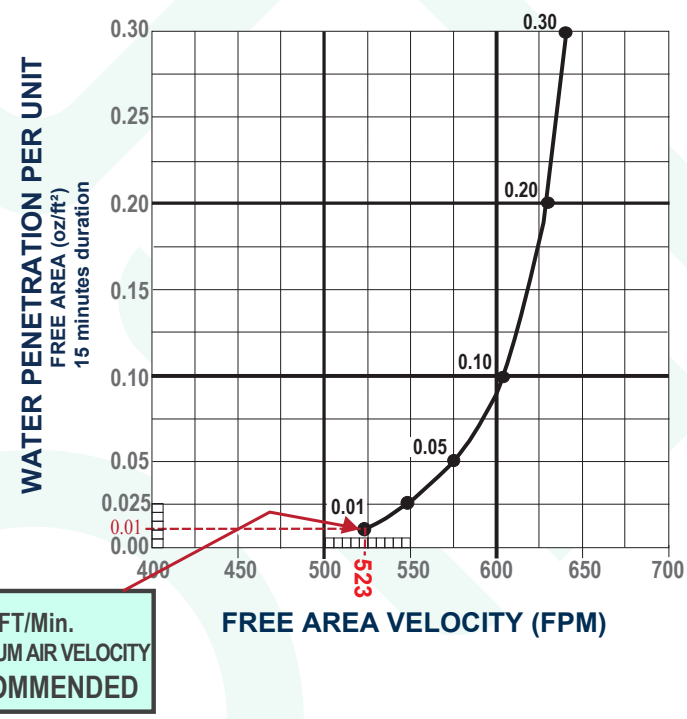
FREE AREA OF HL245DA MODEL (FT²)

		LOUVER WIDTH IN INCHES														
		12	18	24	30	36	42	48	54	60	66	72	78	84	90	96
LOUVER HEIGHT IN INCHES	12	0.22	0.36	0.50	0.64	0.78	0.92	1.06	1.20	1.34	1.48	1.62	1.76	1.90	2.04	2.18
	24	0.59	0.98	1.37	1.75	2.14	2.52	2.91	3.30	3.68	4.07	4.45	4.84	5.22	5.61	6.00
	36	0.97	1.61	2.24	2.87	3.50	4.13	4.76	5.40	6.03	6.66	7.29	7.92	8.55	9.19	9.82
	48	1.35	2.23	3.11	3.99	4.86	5.74	6.62	7.50	8.37	9.25	10.13	11.01	11.88	12.76	13.64
	60	1.66	2.73	3.80	4.88	5.95	7.03	8.10	9.18	10.25	11.32	12.40	13.47	14.55	15.62	16.69
	72	2.04	3.36	4.68	6.00	7.32	8.64	9.96	11.28	12.60	13.92	15.24	16.56	17.88	19.20	20.52
	84	2.41	3.98	5.55	7.11	8.68	10.24	11.81	13.37	14.94	16.51	18.07	19.64	21.20	22.77	24.34
	96	2.72	4.48	6.24	8.00	9.77	11.53	13.29	15.05	16.82	18.58	20.34	22.10	23.87	25.63	27.39
	108	3.10	5.10	7.11	9.12	11.13	13.14	15.15	17.15	19.16	21.17	23.18	25.19	27.20	29.20	31.21
	120	3.48	5.73	7.98	10.24	12.49	14.75	17.00	19.25	21.51	23.76	26.02	28.27	30.53	32.78	35.03
	132	3.85	6.35	8.85	11.35	13.85	16.35	18.85	21.35	23.85	26.35	28.85	31.35	33.85	36.35	38.85
	144	4.23	6.98	9.72	12.47	15.22	17.96	20.71	23.45	26.20	28.95	31.69	34.44	37.18	39.93	42.67

LOUVER HL245DA



WATER PENETRATION



523 FT/Min.
 MAXIMUM AIR VELOCITY
 RECOMMENDED